

GRANT MAKING AREAS OF EMPHASIS


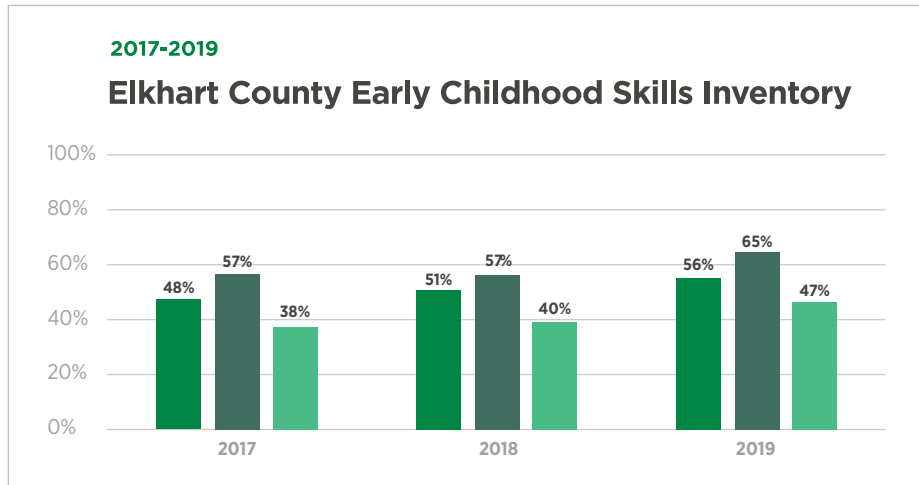
POPULATION-LEVEL INDICATORS

Foundational Framework: Results Based Accountability (RBA) is a disciplined way of thinking and taking action collectively. Begin with the end result in mind and work backwards, step by step, towards the means.

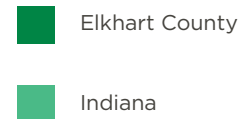
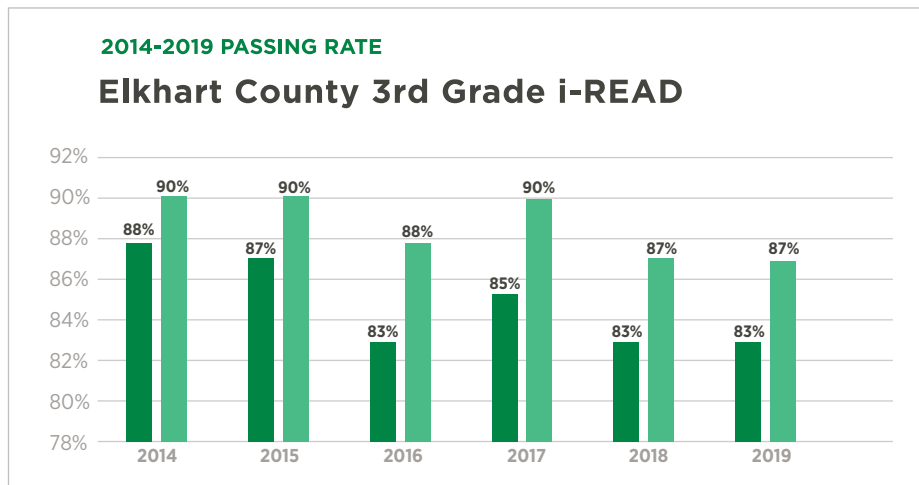
RBA makes an important distinction between population and performance accountability. In population accountability, the entire community, including the public and private sectors shares responsibility for achieving the desired community conditions. Performance accountability, by comparison, is held at a program, agency or service level and determines whether the clients or customers of the program or service are better off. This distinction ensures that appropriate responsibility is attached to programs and services and avoids the expectation that one single program can produce large population level results. Under the RBA framework, CFEC selected the following **population-level indicators** to track progress.

KIDS AND FAMILIES

Focus: Early Childhood Development & Education



All Districts
% of kindergartners rated "3" across all skills communities.



GRANT MAKING AREAS OF EMPHASIS

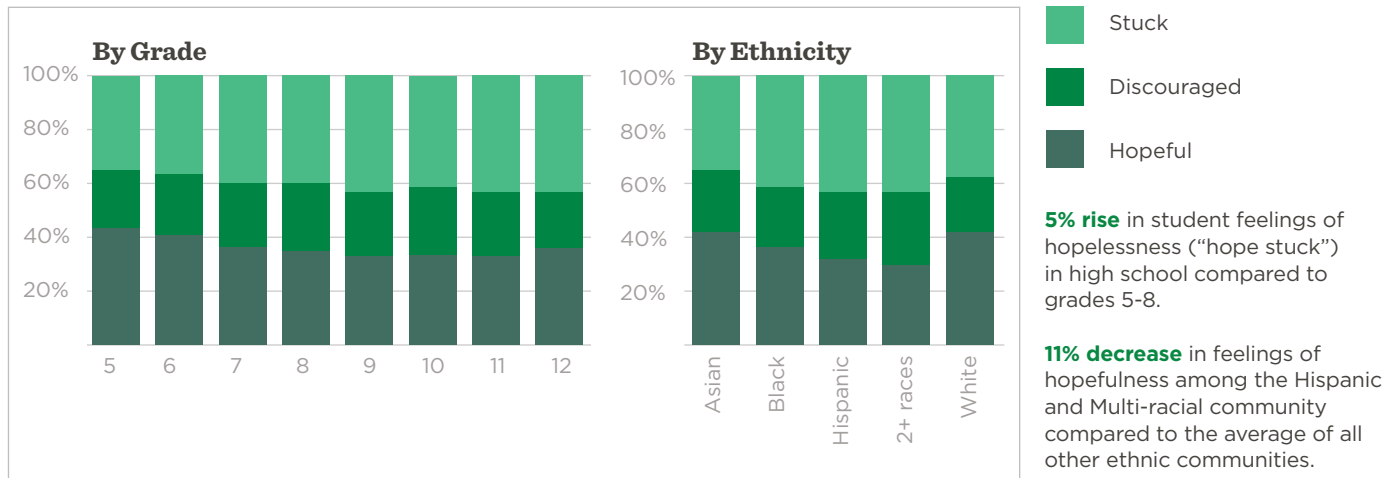
POPULATION-LEVEL INDICATORS

CAREER PATHWAYS

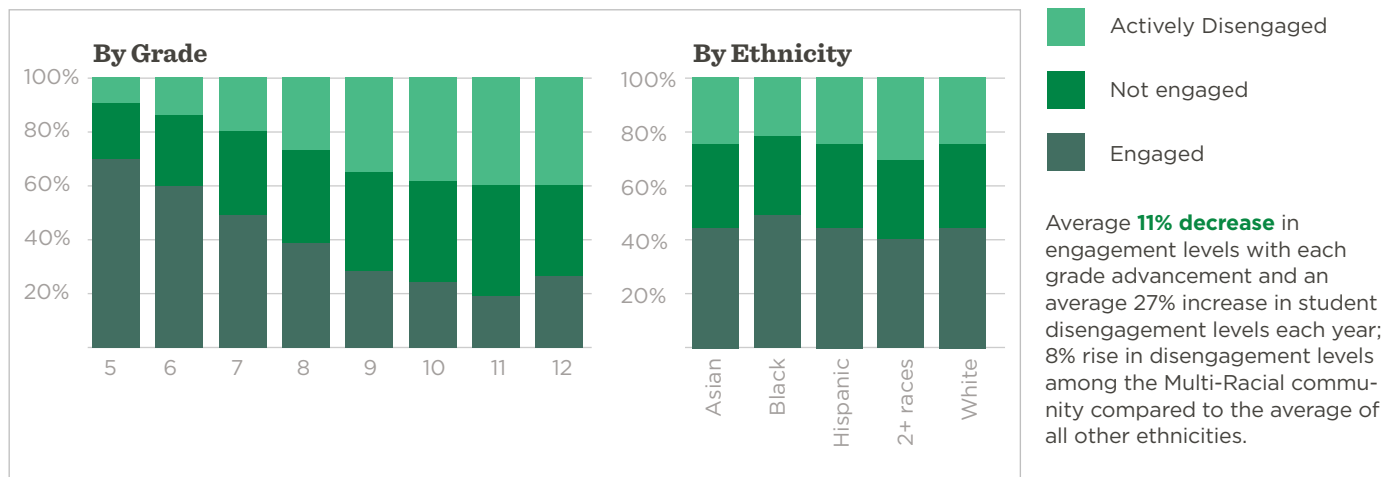
Focus: K-12 Career Awareness & Education and Internships & Apprenticeships

Hope and Engagement: Annual surveys of local high school students track the ideas and energy students have for the future (hope) and their involvement in and enthusiasm for school (engagement).

HOPE INDEX POLL RESULTS



ENGAGEMENT INDEX POLL RESULTS



Source: Gallup Student Poll Report, Elkhart County, 2018

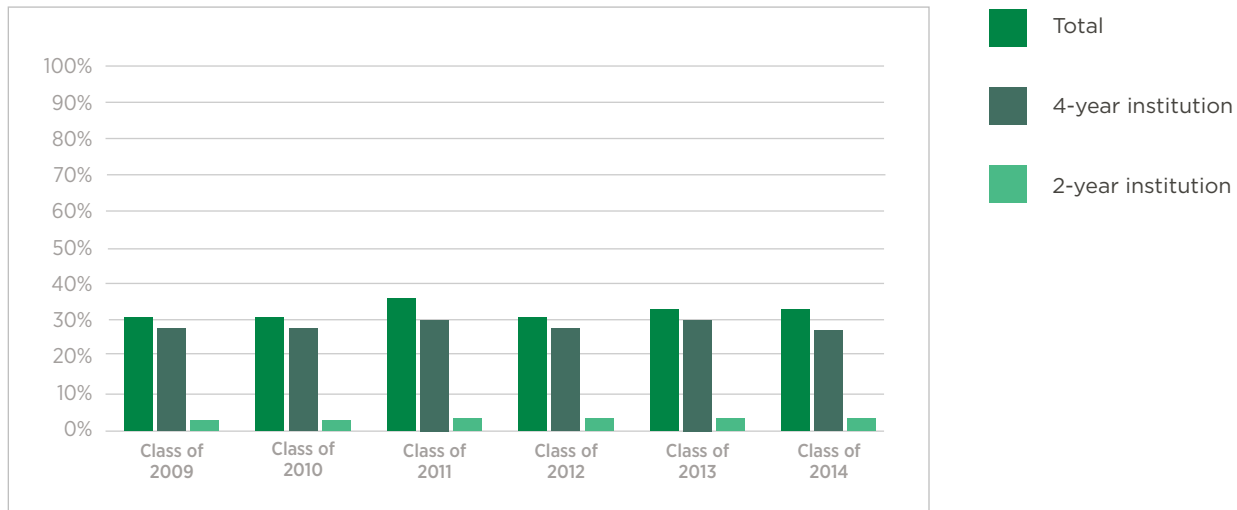
GRANT MAKING AREAS OF EMPHASIS

POPULATION-LEVEL INDICATORS

Statistics show that postsecondary education has a significant impact on lifetime earnings and the quality of life. “Education beyond high school, and often at least a bachelor’s degree is now considered to be necessary for access to economically viable jobs” (Bailey, Thomas Kienzl, Gregory Marcotte, & David, 2004). Data is not available for certification attainment at this time; degree completion data is the best available population level data at this time.

INSTITUTION TYPE

Percent of High School Class Who Completed a Degree within 6 Years



Source: National Student Clearinghouse Data/HEA

PLACEMAKING

Focus: Trails & Parks; Vibrant Downtowns

Population-level Indicators: In process.